


# BSA Youth Protection Training

- Go to [my.scouting.org](https://my.scouting.org)
- If you do not have an account, click Create Account
- Enter the information and click Next. Follow remaining prompts.



**WELCOME**


You will be guided through the my.Scouting account creation process. You will receive a notification when you have completed creating your account.

**YOUR INFORMATION**

**Full legal first name and last name required\***  
If you are creating an account to register your child in Scouting, enter the parent or guardian information below. If you are creating an account for a youth, enter the youth's information below.

\* First Name:

\* Last Name:

\* Date of Birth :

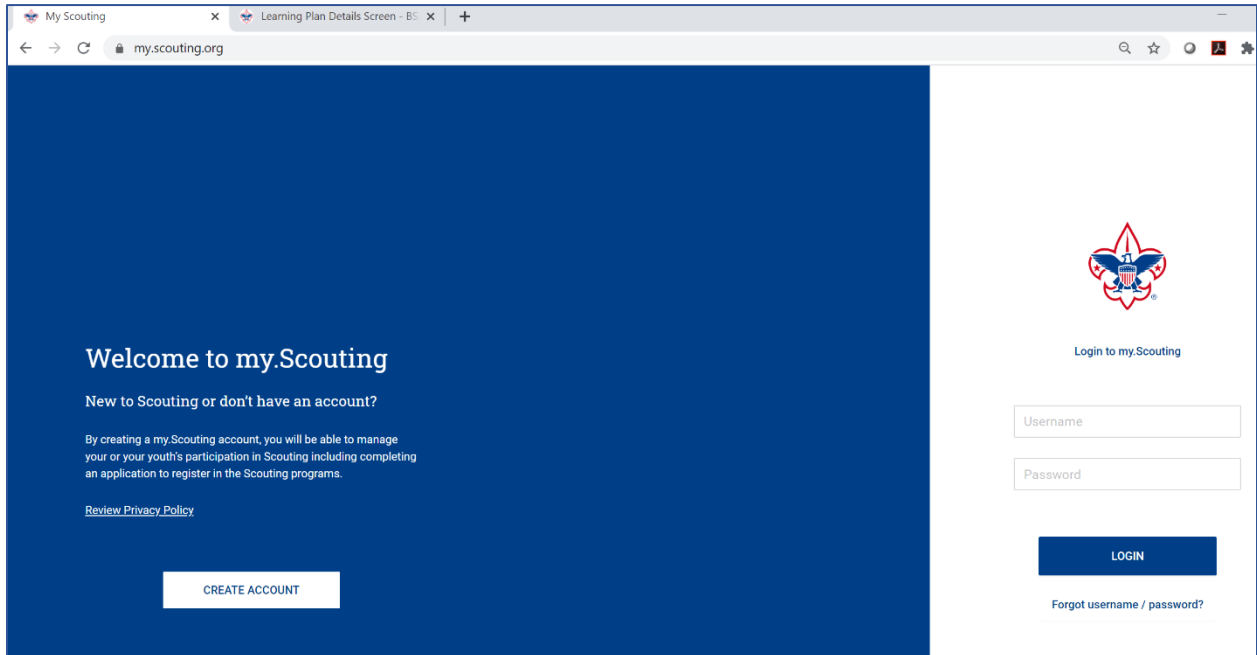
\* ZIP Code:

\* Are you outside the US?:  Yes  No

**NEXT**

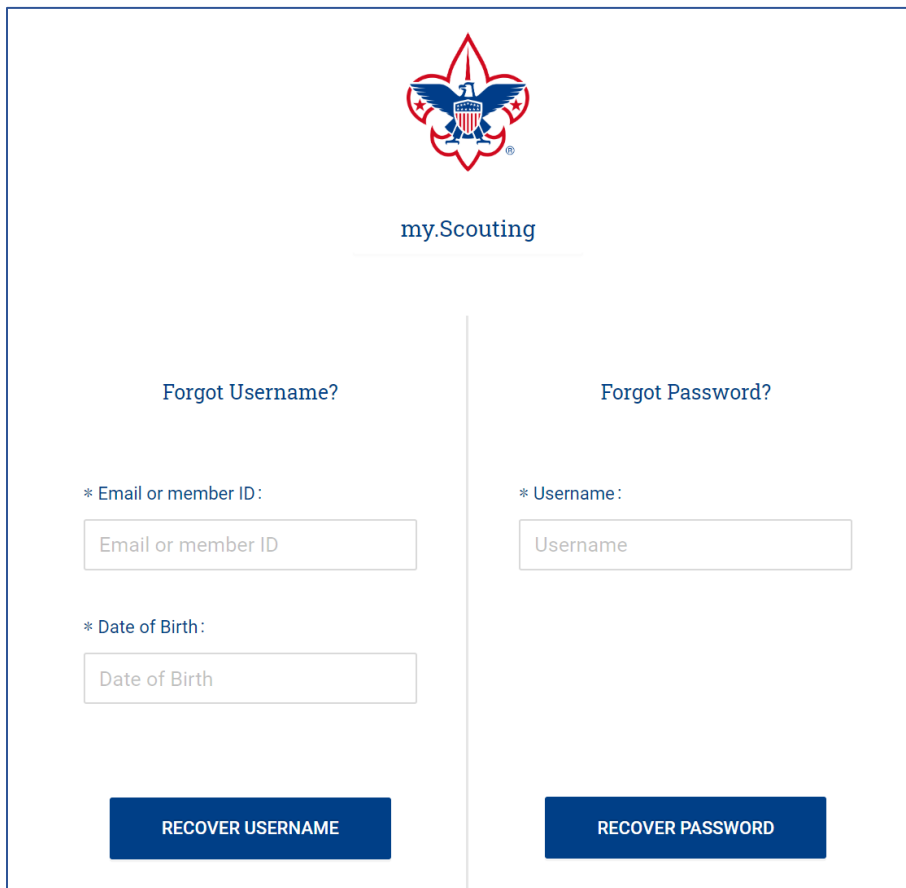
# BSA Youth Protection Training

- Enter your username and password and click Login



The screenshot shows the my.Scouting login page. On the left, a dark blue banner contains the text "Welcome to my.Scouting" and "New to Scouting or don't have an account?". Below this, it explains that creating an account allows users to manage participation and provides a link to "Review Privacy Policy". A "CREATE ACCOUNT" button is at the bottom of the banner. On the right, the BSA logo is displayed above the text "Login to my.Scouting". There are two input fields: "Username" and "Password". A blue "LOGIN" button is positioned below the fields. At the bottom right, there is a link for "Forgot username / password?".

- If you forget either your username or password, click on Forgot username / password
- Enter information and click Recover Username or Recover Password.



The screenshot shows the my.Scouting recovery page. At the top center is the BSA logo and the text "my.Scouting". The page is split into two columns. The left column is titled "Forgot Username?" and contains two input fields: "\* Email or member ID:" and "\* Date of Birth:". Below these fields is a blue button labeled "RECOVER USERNAME". The right column is titled "Forgot Password?" and contains one input field: "\* Username:". Below this field is a blue button labeled "RECOVER PASSWORD".

# BSA Youth Protection Training

- After you are logged in, Click on YPT logo on right

Menu > my.Scouting Welcome

Empowering you to deliver the Scouting program.

## Online Registration Updates

National 07/01/2020


Effective July 1, 2020, Online Registration will be changed to no longer allow cash/check payments when submitting applications. All applications must use a credit card to be submitted via Online Registration.

## Online Registration Training Updated

National 06/15/2020

All the training material for Online Registration, Pin Manager and managing new member leads is being updated and refreshed. Check out the changes at <https://www.scouting.org/resources/online-registration/>

Click logo below to take Y English or Sp



- This will take you to the Home Dashboard – BSA Learn Center

My - My Scouting x Home Dashboard - BSA Learn Ce x +

training.scouting.org/home

BOY SCOUTS OF AMERICA

HOME PROGRAMS LEARNING PLANS COURSES MY LEARNING

### My Courses and Learning Plans


- Course: Annual Program Planning for Venturing. Completed. RE-TAKE
- Assigned Course: Aims and Methods of Scouts BSA. Completed. RE-TAKE
- Learning Plan: Recommended Protection Trai. Completed. RE-TAKE

### Programs

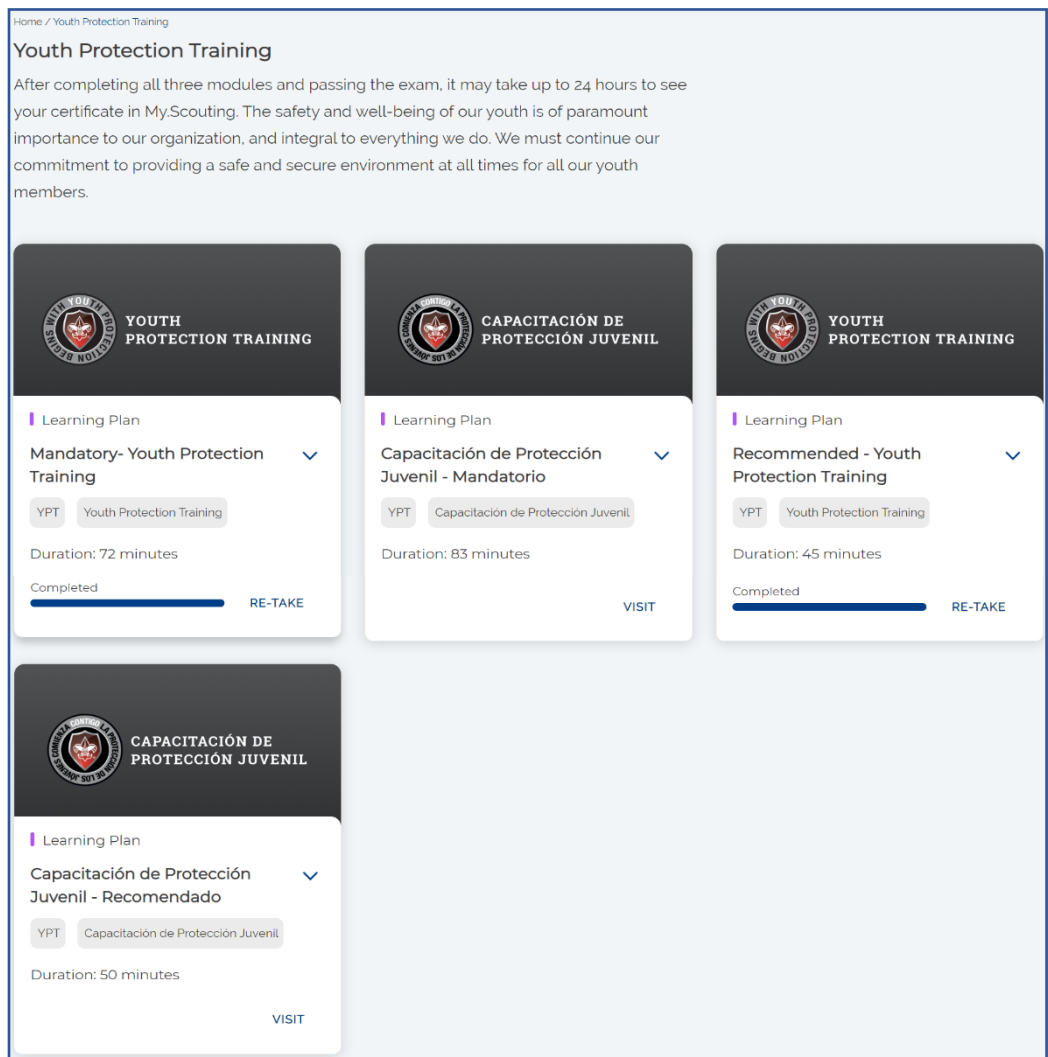
- YOUTH PROTECTION TRAINING
- CUB SCOUTS
- BOY SCOUTS

# BSA Youth Protection Training

- Scroll down to Program.
- Click on Youth Protection Training




- There are 4 trainings.
- Select Mandatory YPT in English or Spanish by clicking on Re-Take or Visit



# BSA Youth Protection Training

- There are 4 courses.
- Click the words “Overview and Policies” or Re-Take on Course 1

Home / Youth Protection Training details / Mandatory- Youth Protection Training



## YOUTH PROTECTION TRAINING

The safety and well-being of our youth is of paramount importance to our organization, and integral to everything we do. We must continue our commitment to providing a safe and secure environment at all times for all our youth members. After completing all three modules and passing the exam, it may take up to 24 hours to see your certificate in My.Scouting.

**Learning Plan**

### Mandatory- Youth Protection Training

Total Duration: 72 minutes

YPT Youth Protection Training

Status: Completed 07/13/20

Total progress 100%

---

✓ Course

**1. Overview and Policies v2**

Duration 24 minutes

This module will help you to recognize, respond and report the different kinds of abuse experienced by youth. Importantly, you will also know the barriers to abuse and how to utilize them to help create a safe space for youth. After completing all three modules and passing the exam, it may take up to 24 hours to see your certificate in My.Scouting

Completed [RE-TAKE](#)

---

✓ Course

**2. Sexual Abuse v2**

Duration 25 minutes

Child sexual abuse is considered a public health concern by experts and health organizations. This module covers the different types of sexual abuse. After completing all three modules and passing the exam, it may take up to 24 hours to see your certificate in My.Scouting

Completed [RE-TAKE](#)

---

✓ Course

**3. Bullying v2**

Duration 13 minutes

Bullying is any unwanted, aggressive behavior by an adult, a youth, or a group that involves an observed or perceived power imbalance and is repeated or is likely to be repeated multiple times. This module covers various forms of bullying. After completing all three modules and passing the exam, it may take up to 24 hours to see your certificate in My.Scouting

Completed [RE-TAKE](#)

---

✓ Course

**4. YPT Certification Test v2**

Duration 10 minutes

This exam must be passed with a 75% or better passing criteria along with the other mandatory modules to receive credit for the YPT course. After completing all three modules and passing the exam, it may take up to 24 hours to see your certificate in My.Scouting

Completed [RE-TAKE](#)


Remember, you do not need to complete all 4 courses in a single sitting, but you do need to take all 4 to complete YPT

Time needed to take course

# BSA Youth Protection Training

## ➤ Click Start or Start Again

Home / Youth Protection Training details / Mandatory- Youth Protection Training details / Overview and Policies v2



This module will help you to recognize, respond and report the different kinds of abuse experienced by youth. Importantly, you will also know the barriers to abuse and how to utilize them to help create a safe space for youth. After completing all three modules and passing the exam, it may take up to 24 hours to see your certificate in My.Scouting

**Courses**

**Overview and Policies v2**

Duration: 24 minutes

Status: Completed 07/08/2020


Total progress 100%

**START AGAIN**

## ➤ Click Start arrow

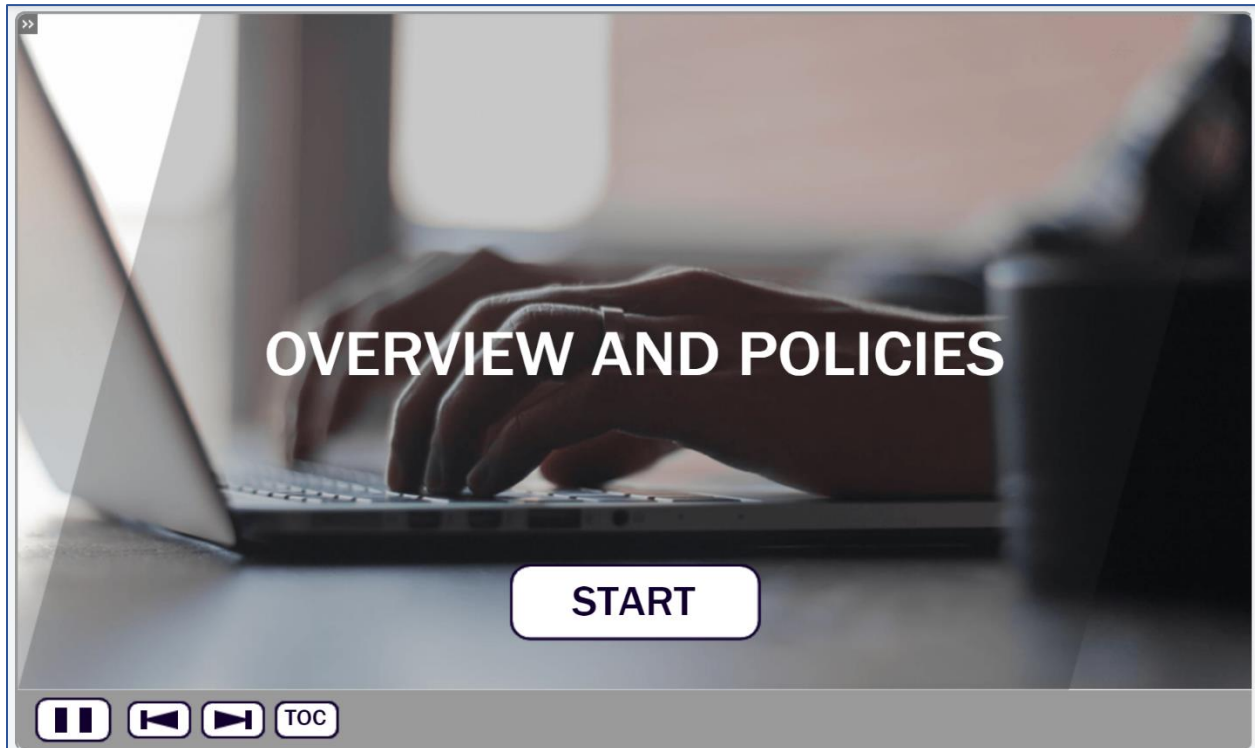
< Return to Overview and Policies v2 details

### Overview and Policies v2



# BSA Youth Protection Training

- Click Start

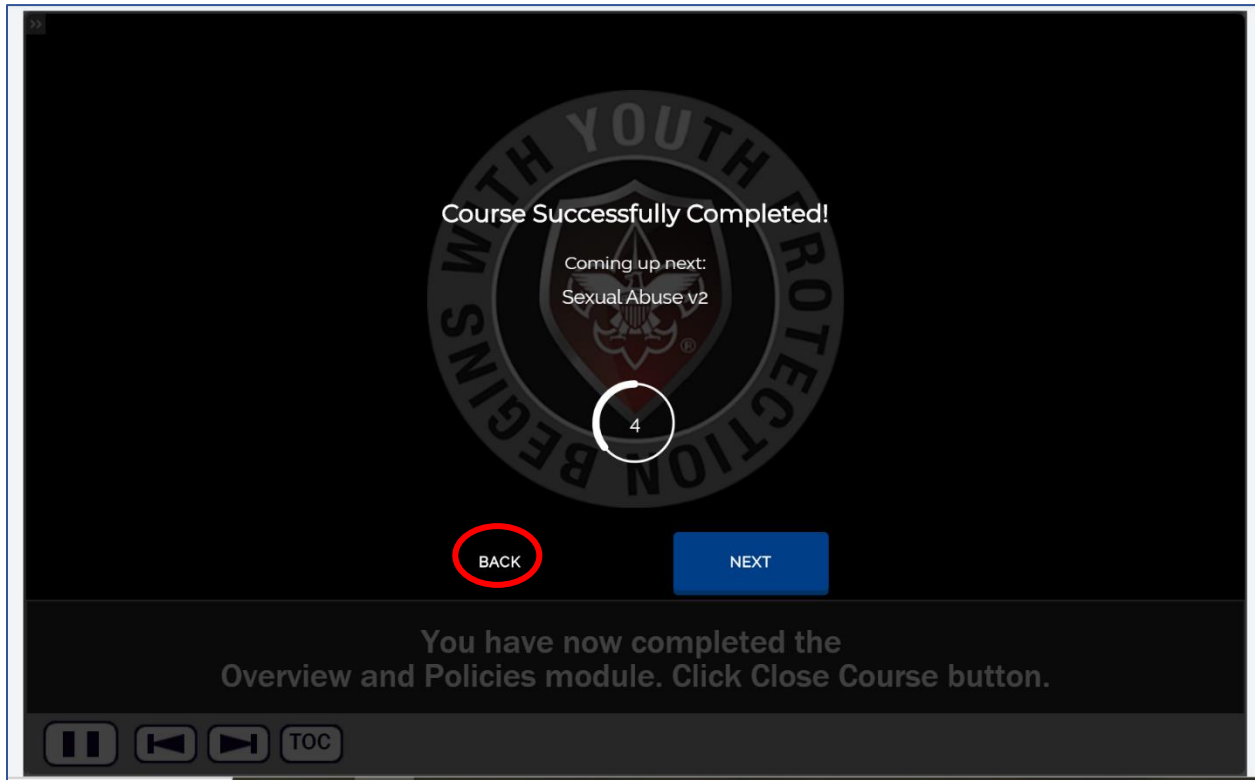


- If you have sound, the slide will be narrated. If you do not have sound, there is closed caption on the bottom on the slide.
- Advance through the slides by clicking on the forward arrow at the bottom on the slide when it is black.

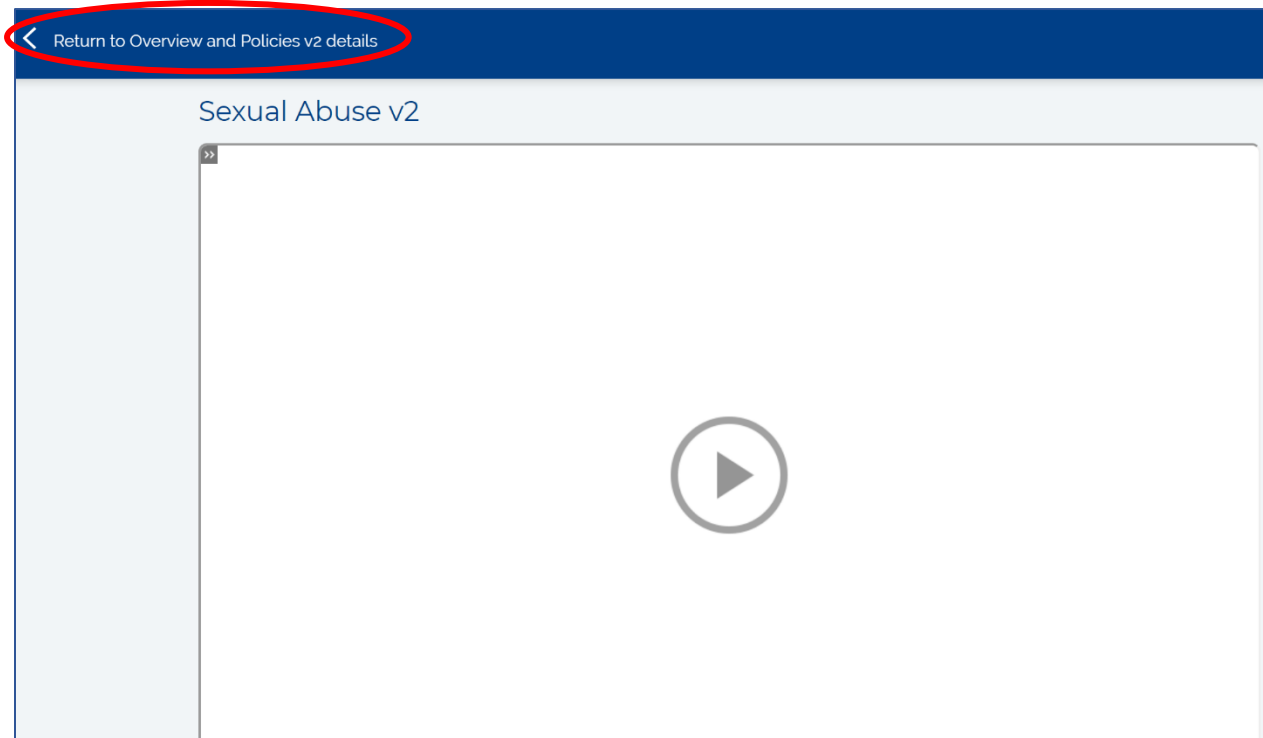


## BSA Youth Protection Training

- When you reach the end of the course, click Back




- If the page advances to Sexual Abuse v2, click Return to Overview and Policies v2 details.
- DO NOT CLICK PLAY – If you do and then complete Sexual Abuse, it will not record as completed and you will have to take it again.



# BSA Youth Protection Training

➤ Click on Mandatory-Youth Protection Training details in the breadcrumb links.

Home / Youth Protection Training details / **Mandatory- Youth Protection Training details** / Overview and Policies v2



This module will help you to recognize, respond and report the different kinds of abuse experienced by youth. Importantly, you will also know the barriers to abuse and how to utilize them to help create a safe space for youth. After completing all three modules and passing the exam, it may take up to 24 hours to see your certificate in My.Scouting

**Courses**

**Overview and Policies v2**

Duration: 24 minutes

Status: Completed 07/17/2020


Total progress 100%

**START AGAIN**

# BSA Youth Protection Training

- Click on Sexual Abuse or Re-Take on Course 2
- Repeat steps to complete course and return to this page to take Course 3
- Course 4 is the Certification Test of 25 questions. Remember some questions have multiple answers.

Home / Youth Protection Training details / Mandatory- Youth Protection Training



## YOUTH PROTECTION TRAINING

The safety and well-being of our youth is of paramount importance to our organization, and integral to everything we do. We must continue our commitment to providing a safe and secure environment at all times for all our youth members. After completing all three modules and passing the exam, it may take up to 24 hours to see your certificate in MyScouting.

**Learning Plan**

### Mandatory- Youth Protection Training

Total Duration: 72 minutes

YPT Youth Protection Training

Status: Completed 07/13/20  
Total progress 100%

---

✓ Course

#### 1. Overview and Policies v2

Duration 24 minutes

This module will help you to recognize, respond and report the different kinds of abuse experienced by youth. Importantly, you will also know the barriers to abuse and how to utilize them to help create a safe space for youth. After completing all three modules and passing the exam, it may take up to 24 hours to see your certificate in MyScouting

Completed [RE-TAKE](#)

---

✓ Course

#### 2. Sexual Abuse v2

Duration 25 minutes

Child sexual abuse is considered a public health concern by experts and health organizations. This module covers the different types of sexual abuse. After completing all three modules and passing the exam, it may take up to 24 hours to see your certificate in MyScouting

Completed [RE-TAKE](#)

---

✓ Course

#### 3. Bullying v2

Duration 13 minutes

Bullying is any unwanted, aggressive behavior by an adult, a youth, or a group that involves an observed or perceived power imbalance and is repeated or is likely to be repeated multiple times. This module covers various forms of bullying. After completing all three modules and passing the exam, it may take up to 24 hours to see your certificate in MyScouting

Completed [RE-TAKE](#)

---

✓ Course

#### 4. YPT Certification Test v2

Duration 10 minutes

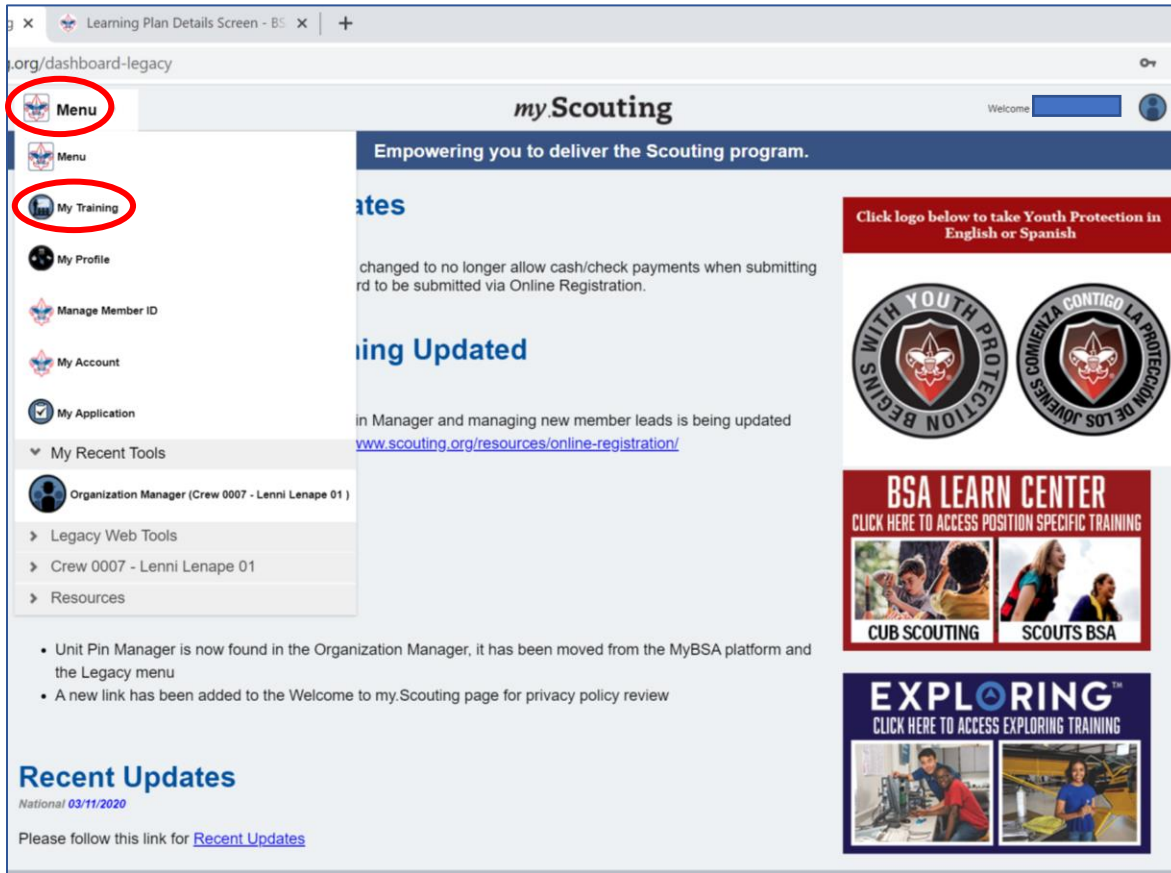
This exam must be passed with a 75% or better passing criteria along with the other mandatory modules to receive credit for the YPT course. After completing all three modules and passing the exam, it may take up to 24 hours to see your certificate in MyScouting

Completed [RE-TAKE](#)

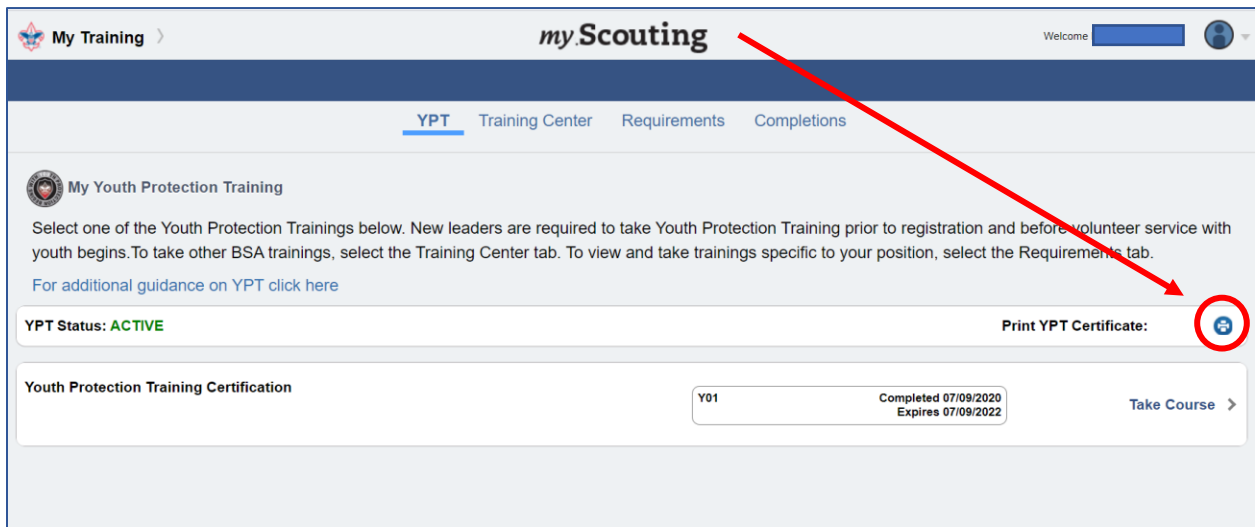
If you have taken all 4 courses, *Congratulations* on completing YPT. Your certificate will be mailed to you.

# BSA Youth Protection Training

- If you do not receive your YPT Certificate, you can print it yourself.
- Go to [my.scouting.org](https://my.scouting.org)
- After you are logged in, Click on Menu and select My Training

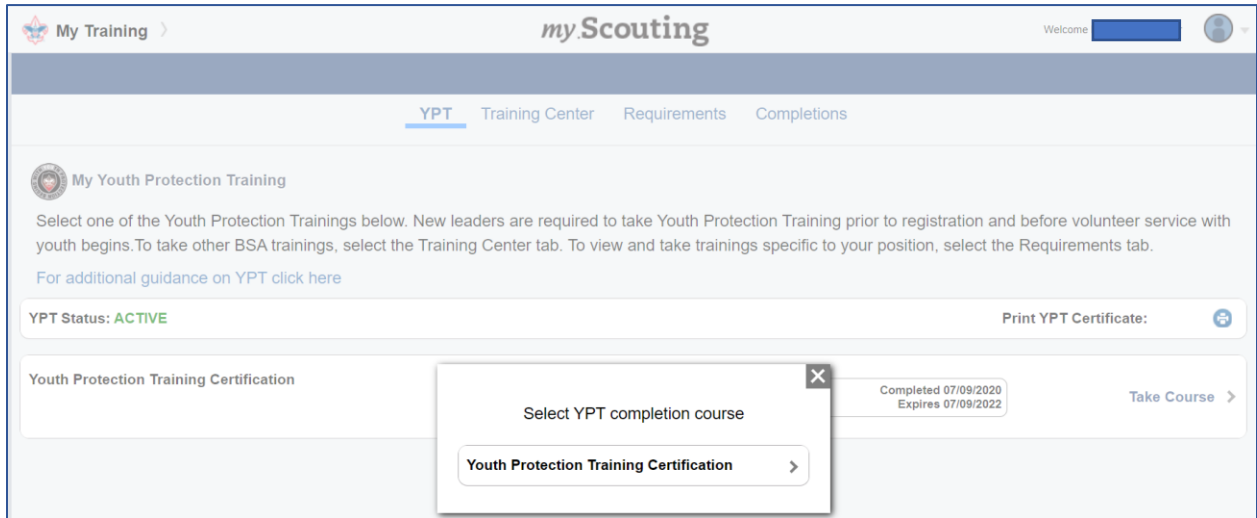


- Click Print button to the right of Print YPT Certificate.

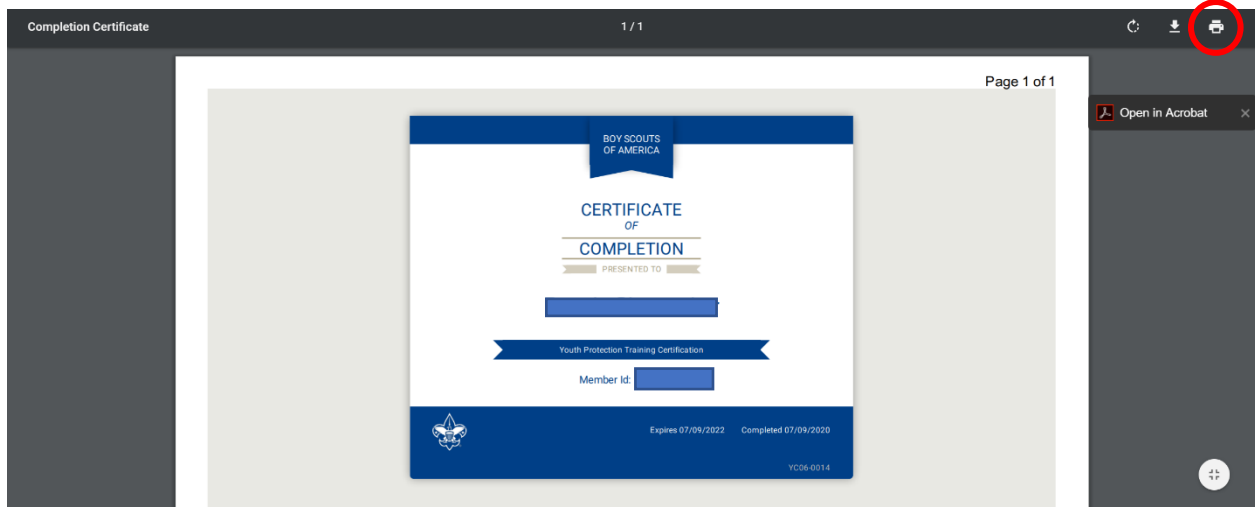


# BSA Youth Protection Training

- Click Youth Protection Training Certificate in the pop-up window.

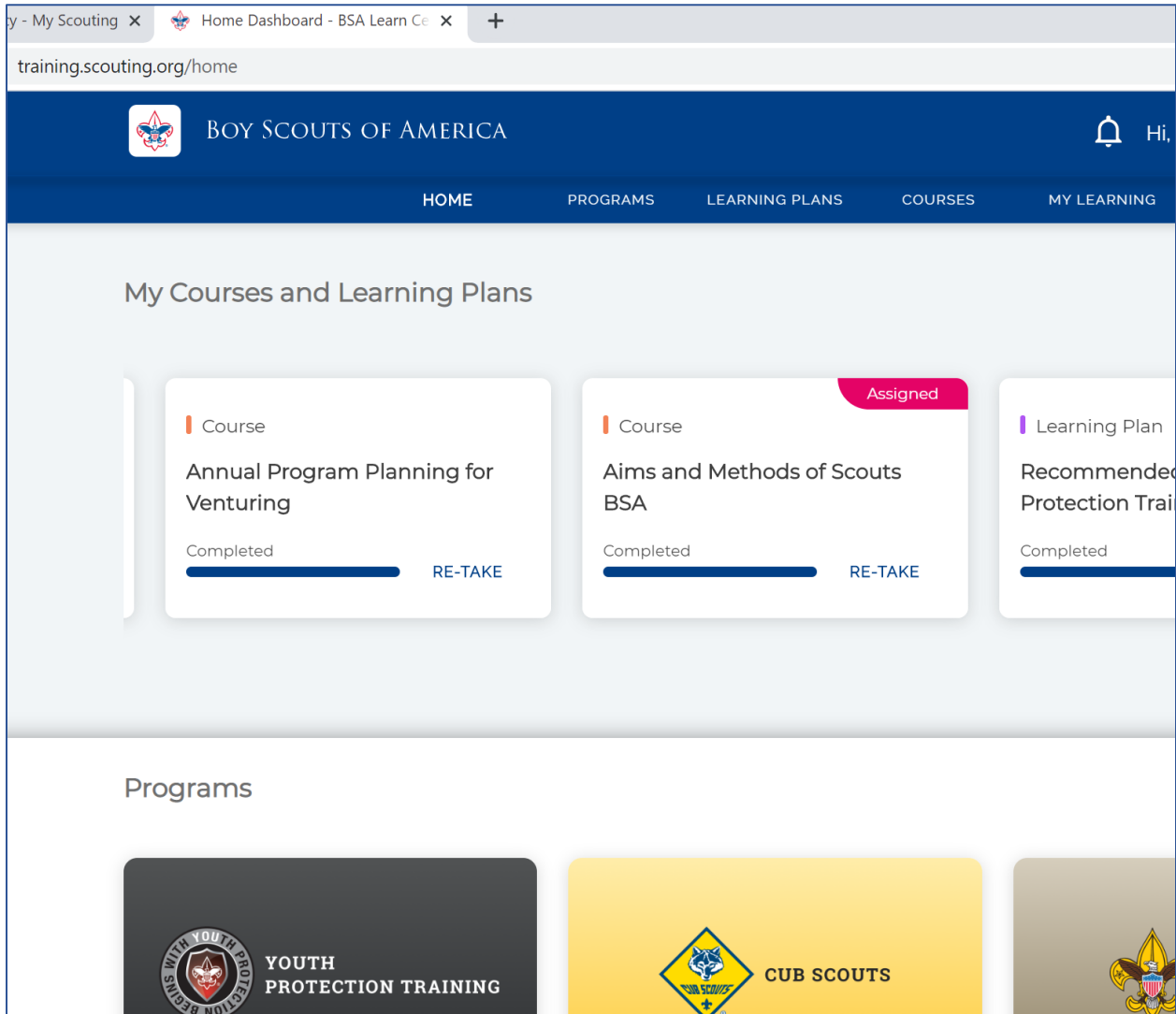


- Click on the print icon.



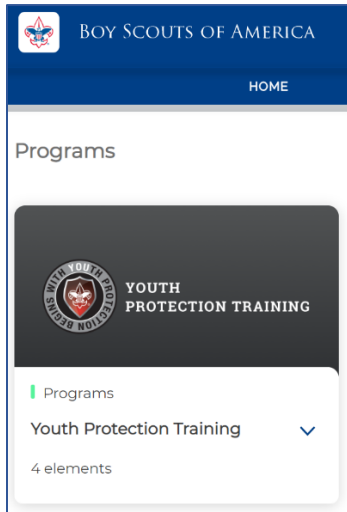
# BSA Youth Protection Training

- Optional YPT Training offers additional topics.
- On the Home Dashboard – BSA Learning Center, scroll down to Programs

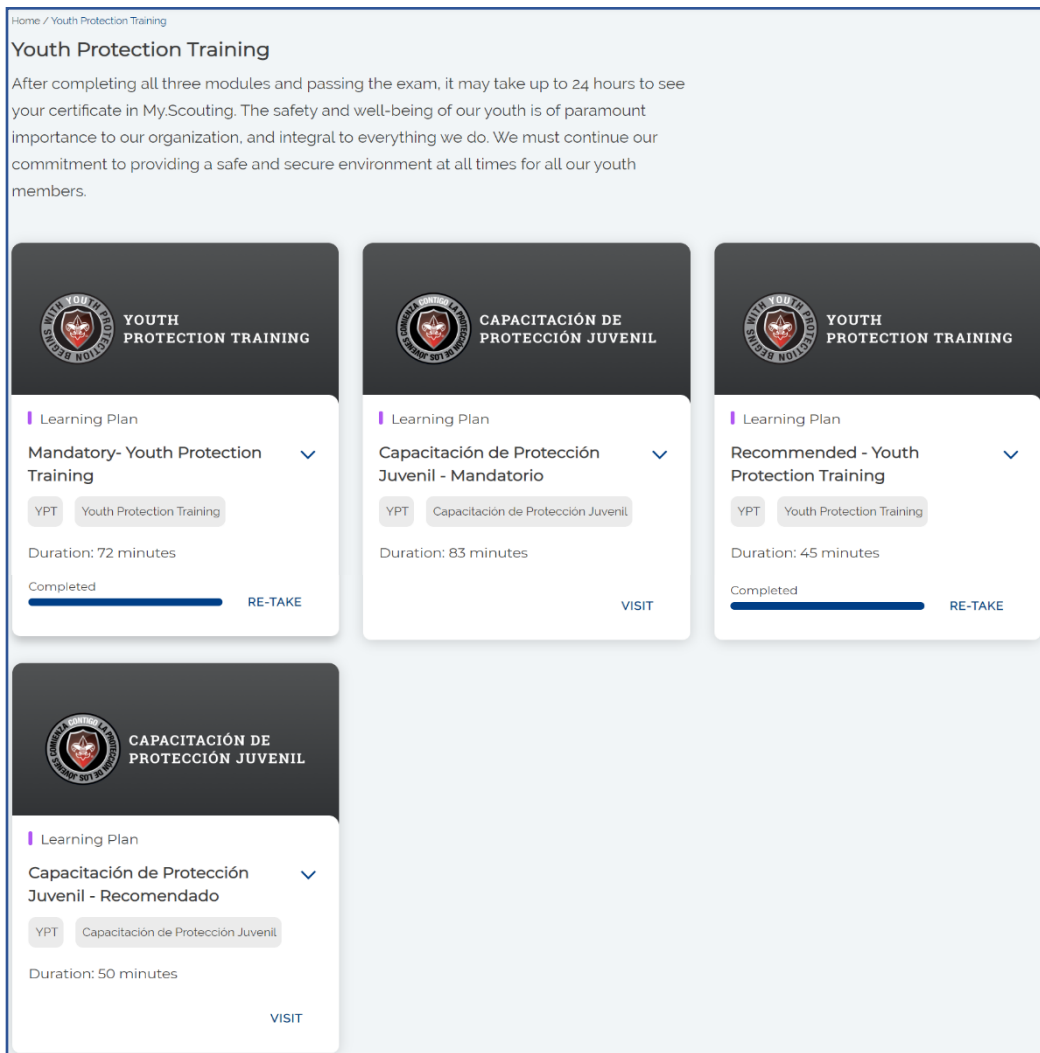


# BSA Youth Protection Training

- Click on Youth Protection Training




- There are 4 trainings.
- Select Recommended YPT in English or Spanish by clicking on Re-Take or Visit



# BSA Youth Protection Training

- There are 4 courses.
- Follow the same steps to complete as you did with YPT, remembering to return to the YPT details screen (this screen) after completed each course.

Home / Youth Protection Training details / Recommended - Youth Protection Training



## YOUTH PROTECTION TRAINING

The safety and well-being of our youth is of paramount importance to our organization, and integral to everything we do. We must continue our commitment to providing a safe and secure environment at all times for all our youth members.

Learning Plan

### Recommended - Youth Protection Training

Total Duration: 45 minutes

YPT Youth Protection Training

Status: Completed 07/17/20

Total progress 100%

---

✓ Course

#### 1. Neglect

Duration 11 minutes

Neglect may be the most common form of child abuse. Neglect can also be one of the most difficult forms of abuse to detect because it is often hidden.

Completed [RE-TAKE](#)

✓ Course

#### 2. Emotional Abuse

Duration 9 minutes

Emotional abuse, sometimes referred to as psychological or mental abuse, happens when someone is subjected to behavior and language that can lead to emotional trauma. This module covers the 5 categories of emotional abuse.

Completed [RE-TAKE](#)

✓ Course

#### 3. Exposure to Violence

Duration 12 minutes

According to the Department of Justice and the CDC, children are exposed to violence every day in their homes, schools, and communities. This module covers various ways youth are exposed to violence.

Completed [RE-TAKE](#)

✓ Course

#### 4. Physical Abuse

Duration 13 minutes

Physical abuse is purposeful physical injury to a child that causes physical pain or leaves marks. This can range from minor bruises to severe fractures or death. This module covers various forms of physical abuse.

Completed [RE-TAKE](#)